






Thank you for planting these SUN LOVING NATIVE PLANTS !

Name	# you get	Photo	Details
Prairie Milkweed	2		<i>Bloom period:</i> June July Aug <i>Bloom colour:</i> Pink <i>Plant height:</i> 12-36" <i>Attracts:</i> bumblebees & host for monarch Similar to common milkweed but shorter and less aggressive
Pearly Everlasting	2		<i>Bloom period:</i> June to August <i>Bloom colour:</i> White <i>Plant height:</i> 18-24" <i>Attracts:</i> Butterfly larvae, bees
Hoary Vervain	2		<i>Bloom period:</i> July August Sept <i>Bloom colour:</i> Purple <i>Plant height:</i> 3'-6' <i>Attracts:</i> Butterflies, Bees -larval host to common buckeye butterfly
Upland White Goldenrod	2		<i>Bloom period:</i> July Aug Sept <i>Bloom colour:</i> White <i>Plant height:</i> 5-30" <i>Attracts:</i> Bees and Butterflies
Cylindric Blazing Star	2		<i>Bloom period:</i> July August September <i>Bloom colour:</i> Blue/purple <i>Plant height:</i> 9"-24" <i>Attracts:</i> Butterflies Late summer nectar source

Successful Planting Tips







1. Dig hole, add lots of water, let it drain
2. Remove plant from container, if necessary, gently 'tickle the roots' to spread the roots of pot-bound plants
3. Place in hole, press soil down around the plant
4. Water regularly until well established

For more information please visit:

- Pickering Ajax Butterflyway Facebook Group
- Davidsuzuki.org/butterflyway



Thank you for planting these SHADE LOVING NATIVE PLANTS !

Name	# you get	Photo	Details
Wild Ginger	2		<i>Bloom period:</i> May <i>Bloom colour:</i> Red <i>Plant height:</i> 6" <i>Attracts:</i> Small pollinating flies
Bottlebrush Grass	1		<i>Bloom period:</i> June to August <i>Bloom colour:</i> Straw gold <i>Plant height:</i> 2-5" <i>Attracts:</i> Birds
Aster (Sky Blue, Smooth, Large Leaved etc)	2		<i>Bloom period:</i> August to October <i>Bloom colour:</i> Blue/ purple <i>Plant height:</i> 12-30" <i>Attracts:</i> Birds, Butterflies
Canada Anemone	1		<i>Bloom period:</i> April May June <i>Bloom colour:</i> White <i>Plant height:</i> 12-24" <i>Attracts:</i> Bees and beneficial insects can become aggressive in too favourable conditions
Wild Geranium	2		<i>Bloom period:</i> March to July <i>Bloom colour:</i> Pink <i>Plant height:</i> 12-24" <i>Attracts:</i> Birds and beneficial to bees does well in variety of conditions and not overly aggressive
Great Blue Lobelia	1		<i>Bloom period:</i> July to October <i>Bloom colour:</i> Blue <i>Plant height:</i> 12-36" <i>Attracts:</i> Birds, Hummingbirds

Successful Planting Tips







1. Dig hole, add lots of water, let it drain
2. Remove plant from container, if necessary, gently 'tickle the roots' to spread the roots of pot-bound plants
3. Place in hole, press soil down around the plant
4. Water regularly until well established

For more information please visit:

Pickering Ajax Butterflyway Facebook Group and Davidsuzuki.org/butterflyway



Thank you for planting these MIXED SUN/SHADE NATIVE PLANTS

Name	# you get	Photo	Details
Grass (Little Bluestem)	1		<i>Bloom period:</i> changes colour in fall <i>Bloom colour:</i> blue green <i>Plant Height:</i> 18"-36" <i>Attracts:</i> Butterflies, Bees larval host for skippers and butterflies and protects overwintering pollinators
Cylindric Blazing Star	2		<i>Bloom period:</i> July August September <i>Bloom colour:</i> Blue/purple <i>Plant height:</i> 9"-24" <i>Attracts:</i> Butterflies Late summer nectar source
Round Headed Bush Clover	2		<i>Bloom period:</i> August September <i>Bloom colour:</i> white <i>Plant height:</i> 24-60" <i>Attracts:</i> Bees, Butterflies – host plant to butterflies and moths robust and beneficial though not overly showy plant
Harebell	2		<i>Bloom period:</i> May to October <i>Bloom colour:</i> Blue <i>Plant height:</i> 12-24" <i>Attracts:</i> bumblebees and bees
Hairy Beardtongue	2		<i>Bloom period:</i> Late spring <i>Bloom colour:</i> Lavender <i>Plant height:</i> 12-24" <i>Attracts:</i> larval host of Checkerspot butterflies and attracts bees and other beneficial insects.
Bloodroot	1		<i>Bloom period:</i> April <i>Bloom colour:</i> White <i>Plant height:</i> 6" <i>Attracts:</i> Bees

Successful Planting Tips

1. Dig hole, add lots of water, let it drain
2. Remove plant from container, if necessary, gently 'tickle the roots' to spread the roots of pot-bound plants
3. Place in hole, press soil down around the plant
4. Water regularly until well established

For more information please visit:

Pickering Ajax Butterflyway Facebook Group and Davidsuzuki.org/butterflyway

